

Santa's Village
Sensory Guide

Santa's Village

Pure Joy. Family Style.

Santa's Village has created a sensory guide to ensure all families enjoy Pure Joy. Family Style. in a safe and comfortable manner. By offering accessibility and amenities to help Guests with cognitive disabilities, including those on the Autism Spectrum, you can expect the best experience we can provide.

Our theme park is an array of sensory stimulation. Throughout your day you can expect a large amount of visitors, live entertainment, busy attractions, waiting in lines, and attention-getting sounds and smells. Our goal for creating a Sensory Guide is to ensure that each family is able to make well-informed decisions about their ability to safely and comfortably visit Santa's Village.



This guide is made possible thanks to

Table of Contents

Overview	3
Dry Rides.....	11
Main Attractions	29
Shows.....	31
Santa's Water Park.....	34



This guide is made possible thanks to

Overview

Before your visit:

Look at the map of the park. Locate First Aid, Guest Services, Nursing Rooms and Family Restrooms. Review the map with your family members so everyone knows what to expect. Practice waiting in line. Create a visual schedule. Watch videos of amusement parks.

Additional Suggestions:

Timing Your Visit: During summer hours you will encounter a live performance located at the Soldier Slide starting at 9:15 and entertainers will be greeting guests while entering the ticket booth area. The hustle and bustle of Christmas is alive and the energy is joyful, plan ahead for a late arrival if you expect sensory overload.

Take a Group Photo: Start your day with taking a full body picture of your group; this picture will assist park employees with locating family members if an emergency arises. Family members should also consider a bracelet or nametag with names, contact numbers and other important information that can be easily accessed if a need occurs.

Items to Bring: Bring a favorite device, activity or item to use as a distraction during times when you have to wait. There are noisy areas where headphones or earplugs might come in handy. We also suggest a sensory toy to help reduce anxiety, stress and assist in preventing sensory overload.

This guide is made possible thanks to

Amenities:

Although we don't offer quiet areas specifically for sensory decompression or for a place to escape during meltdowns, we have areas that we believe can provide a calming space to accommodate these needs. Each section of our park provides nursing rooms and family bathrooms that are available for your use. Our two First Aid areas also provide a quiet, relaxing and safe environment and are located at the Polar Theater Building and Elf Lodge. St. Nicholas Chapel and nativity scene area are a step away from the action and can provide a quiet/calm environment. Please look at our park map to locate these spaces or ask an employee during your visit.

Accessibility:

Visit Guest and Family Services located at the Polar Theater where guests who are unable to tolerate extended waits at attractions due to their disability, can receive a preferential accessibility pass. This green pass allows access to certain rides with minimal delay. The green pass does hold restrictions which are listed on the pass and will be discussed with you by an employee at guest services.

This guide is made possible thanks to

Sensory Categories

On the following pages you will find detailed information for the individual rides and attractions. Each item at the park was rated in 6 categories:

Visual Stimulation



Auditory Stimulation



Tactile Stimulation



Odor Stimulation



Speed Stimulation



Dizzy-Factor



This guide is made possible thanks to

Sensory Scale

Rides and attractions were rated on a scale of 1-7, or min-max. You will see this represented using the scale below. 1 is low stimulation and 7 is high stimulation. Dizzy Factor was rated as minimum, moderate, or maximum stimulation. Below are some examples of the ratings you will see on the individual pages.



This shows that **visual stimulation**, indicated by the eye icon, is at a **1** on the scale. This means the visual stimulation is low.



This shows that **auditory stimulation**, indicated by the ear icon, is at a **2** on the scale. This means the auditory stimulation is low.



This shows that **the tactile stimulation**, indicated by the hand icon, is at a **3** on the scale. This means the tactile stimulation is low - moderate.



This shows that **odor stimulation**, indicated by the nose icon, is at a **4** on the scale. This means the odor stimulation is moderate.



This shows that **speed stimulation**, indicated by the timer icon, is at a **5** on the scale. This means the speed stimulation is high.



This shows that **the dizzy factor**, indicated by the moving circle icon, is at a **max** on the scale. This means the dizzy factor is high.

This guide is made possible thanks to

Common Terms

Below are some common terms used to describe the sensory stimulation of the rides/ attractions.

Sight

- Flashing lights/Bright flashing lights/No flashing Lights
- Circular/ Spinning/ Up/down motion can cause visual sensitivity.
- Strobe lights/neon lights/black lights

Sounds

- Loud music/No music
- Possibility of riders screaming
- Voices echoing
- Low/Moderate/Loud Mechanical noises.
- Proximity of riders can impact intensity of noise.
- Number of riders can impact intensity of noise.
- Clicking sound from wheels going over tracks.

Smell


- Natural smells of the outdoors and woods
- Strong food smell

Touch

- No seatbelts
- Seat belts required
- Grabbing on to handles/Grabbing on to lap bar
- Restrained by lap bar
- Holding on to pole/handles required.
- Feet unsupported and dangling
- Uneven sitting surface
- Upright sitting required
- Some sliding may occur.
- Sliding sensation /Bouncing sensation /Wobbling sensation
- Unexpected bumping from all sides
- Squeezing/Pointing/Pushing/Pulling/Turning
- Might get wet.







This guide is made possible thanks to

RIDE & ATTRACTION SENSORY SUMMARY

Type	Attraction	Sight 	Sound 	Touch 	Smell 	Speed 	Dizzy Factor 
Dry Rides	Antique Cars	1	4.5	2	1	1.5	Min
	Bumper Cars	5	6	5	1	4	Min
	The Chimney Drop	3.5	4.5	5	5	4	Min
	Christmas Ferris Wheel	2	2.5	2	1	2.5	Min
	The Great Humbug Adventure	6	6.5	5	1	2.5	Min
	Himalaya	4	3.5	3	1	4.5	Mod
	Hot Shots Fire Brigade	3.5	4	4.5	1	3	Mod
	The Little Drummer Boy	3	2	4	1	4.5	Mod-Max
	Little Elf Flying School	3	2.5	3	1	3	Mod
	Pixie Mix	5	2.5	5	1	4	Mod-Max
	Poogee Penguin's Spin Out Coaster	5.5	5	3	1	5	Mod-Max
	Reindeer Carousel	3.5	5	3	1	2.5	Mod
	Rockin' Around the Christmas Tree	4	4.5	4	1	4.5	Mod

This guide is made possible thanks to

RIDE & ATTRACTION SENSORY SUMMARY

Type	Attraction	Sight 	Sound 	Touch 	Smell 	Speed 	Dizzy Factor 
Dry Rides	Rudy's Rapid Transit Coaster	5.5	6.5	4	1	7	Mod-Max
	S.S. Peppermint Twist	5	3.5	3	1	4	Mod
	Santa's Express Train	2	3	1	1	1.5	Min
	The Skyway Sleigh	2	2	1	1	1	Min
	You Tubing	3	3	4.5	1	5	Min
Attraction	Reindeer Rendezvous	1	2	5.5	5	N/A	N/A
Shows	Polar Express Theater: A Tinkerdoodle Christmas	5.5	3.5	3	1	N/A	N/A
	Santa's Christmas Light Show	5.5	6	N/A	1	N/A	N/A

This guide is made possible thanks to

Dry Rides

Antique Cars

DESCRIPTION

Cars are on a track, and are safe for smaller and inexperienced drivers. No driver's license required! Driver must be able to push the accelerator with their foot. Riders will experience occasional jerky motions.

PHYSICAL REQUIREMENTS

There are no seatbelts. Toddlers and infants must be held by an adult while riding. Drivers must be able to sit and push the accelerator. Guests will experience front to back forces. Children of all ages may ride with a responsible companion of at least age 16.

Minimum height to drive alone - 42".



SENSORY LEVEL & PARTICIPANT GUIDELINES



- No flashing lights.



- Loud engine noise.
- No music.



- No seatbelt or lap bar.
- Pushing with foot to accelerate car.



- Natural smells of the outdoors and woods.



This guide is made possible thanks to

Bumper Cars

DESCRIPTION

Classic ride in which passengers are seated in bumper cars that circle around a one-way track. The goal of the ride is to bump other cars. Unexpected, jerky motions are expected.

PHYSICAL REQUIREMENTS

Expecting moms and guests with back problems should not ride. Children must be at least 42" tall to ride with a responsible companion of at least age 16.

Minimum height to drive alone - 48".



SENSORY LEVEL & PARTICIPANT GUIDELINES

Sensory Tip: Headphones recommended




- Flashing lights.
- Fast moving objects.



- Buzzing electrical sound.
- Voices echoing.
- Proximity of neighbor can impact intensity of noise.
- Crashing sounds.



- Restrained by lap bar.
- Unexpected bumping from all sides.



- Natural smells of the outdoors and woods.



This guide is made possible thanks to

Chimney Drop

DESCRIPTION

As riders are securely strapped into their seats, they experience unexpected short drops down the chimney. Bouncing sensation can be expected at varying speeds.

PHYSICAL REQUIREMENTS

Expecting moms and guests with back problems should not ride. This ride may not accommodate those of exceptional size.

Minimum height to ride - 36".



SENSORY LEVEL & PARTICIPANT GUIDELINES



- No flashing lights.
- Sudden height drop can cause visual sensitivity.



- Loud mechanical noises.
- Number of riders can impact noise level.
- Possibility of riders screaming.



- Feet unsupported and dangling.
- Pull-down harness restrains chest for safety.
- Gripping on pull-down harness.



- Strong smell of donuts from nearby Doe-nut Factory.



This guide is made possible thanks to

Christmas Ferris Wheel

DESCRIPTION

Passengers are seated on benches that slowly ascend and descend in a circular motion.

PHYSICAL REQUIREMENTS

Guests must be able to sit upright, hold on, and hold themselves in place while the ride is in motion. Toddlers at least 1 year old may ride with a responsible companion of at least age 18, and must be able to both walk steadily without assistance and maintain proper riding posture independently.

Minimum height to ride alone - 48"



SENSORY LEVEL & PARTICIPANT GUIDELINES



- Up and down motion can cause visual sensitivity.
- No flashing lights.



- Natural sounds of the park.
- No music.
- Low mechanical noises.



- Seatbelts.
- Grabbing onto lap bar.
- Upright sitting required.



- Natural smells of the outdoors and woods.



This guide is made possible thanks to

The Great Humbug Adventure

DESCRIPTION

Passengers ride in a car through a dark Scrooge's house. Aim joy sticks at Humbugs to earn points and compete against neighbors. This ride includes black lights and strobe lights.

PHYSICAL REQUIREMENTS

Please use discretion when boarding if your children are afraid of the dark. Caution: strobe lights and black lights in use. Toddlers may ride with a responsible companion of at least age 16, and must be able to both walk steadily without assistance and maintain proper riding posture independently.

Minimum height to ride alone - 42".



SENSORY LEVEL & PARTICIPANT GUIDELINES




- Black and strobe lights.
- Bright neon colors.
- Periods of darkness.




- Joysticks (Giggle Gadget) are loud.
- Low mechanical noises.



- Lap bar.
- No seat belt.
- Squeezing trigger on joystick (Giggle Gadget).



- Natural smells of the outdoors and woods.



This guide is made possible thanks to

Himalaya

DESCRIPTION

Fast moving ride that moves around in a circle.

PHYSICAL REQUIREMENTS

Expecting moms and guests with back problems should not ride.
This ride may not accommodate those of exceptional size.

Minimum height to ride - 36".



SENSORY LEVEL & PARTICIPANT GUIDELINES



- Intense circular motion can cause visual sensitivity.
- Flashing lights reflecting off disco ball.



- No music.
- Loud mechanical noises.
- Possibility of riders screaming.



- Seat belt required.
- Grabbing onto lap bar.
- Some sliding may occur.



- Natural smells of the outdoors and woods.



This guide is made possible thanks to

Hot Shot Fire Brigade


DESCRIPTION

Passengers can either sit in a small fire truck or stand on a platform above the truck. The fire trucks go around and the enclosed platform moves up and down. In the warmer months, the platform has fire hoses that spray water towards a pretend fire.

PHYSICAL REQUIREMENTS

This ride may not accommodate those of exceptional size. Toddlers may ride with a responsible companion of at least age 16 standing on the lifting platform, or may ride alone sitting inside the fire truck, and must be able to both walk steadily without assistance and maintain proper riding posture independently.

Minimum height to ride alone standing on the lifting platform - 42"



SENSORY LEVEL & PARTICIPANT GUIDELINES



- Flashing light.



- No music.
- Loud mechanical noises.



- Seat belt or lap bar required.
- Gripping and pointing water gun.
- Might get wet.



- Natural smells of the outdoors and woods.



This guide is made possible thanks to

Little Drummer Boy

DESCRIPTION

Circular ride where riders can turn the wheel themselves to make the “drums” go around. Similar to a “Tea Cup” ride. Riders are able to control the intensity of the spins.

PHYSICAL REQUIREMENTS

Guests must be able to sit upright, hold on, and hold themselves in place while the ride is in motion. Toddlers may ride with a responsible companion of at least age 16, and must be able to both walk steadily without assistance and maintain proper riding posture independently.

Minimum height and age to ride alone - 42” and 2 years old.



SENSORY LEVEL & PARTICIPANT GUIDELINES



- Occasional flashing lights.
- Spinning motion can cause visual sensitivity.



- No music.
- Low mechanical noises as drums turn.



- No seat belt or lap bar.
- Gripping wheel to turn.
- Upright sitting required.
- Some sliding may occur.



- Natural smells of the outdoors and woods.



This guide is made possible thanks to

Little Elf Flying School

DESCRIPTION

While in a sleigh, riders go up and down and around in a circle. The up and down motion is mild.

PHYSICAL REQUIREMENTS

Guests must be able to sit upright, hold on, and hold themselves in place while the ride is in motion. This ride may not accommodate guests of exceptional size. Seat belts required. Toddlers may ride with a responsible companion of at least age 16, and must be able to both walk steadily without assistance and maintain proper riding posture independently.

Minimum height to ride alone - 42".



SENSORY LEVEL & PARTICIPANT GUIDELINES



- Up/down and circular motion can cause visual sensitivity.



- No music.
- Moderate mechanical noises.



- Seat belts required.
- Gripping on to lap bar.
- Upright sitting is required



- Natural smells of the outdoors and woods.



This guide is made possible thanks to

Pixie Mix

DESCRIPTION

Riders experience a twirling motion as the entire ride moves in a circular motion.

PHYSICAL REQUIREMENTS

This ride accommodates young children only. Guests must be able to sit upright, hold on, and hold themselves in place while the ride is in motion. Feet must not be able to reach the ground while seated. Toddlers may ride alone, provided they are able to both walk steadily without assistance and maintain proper riding posture independently.



SENSORY LEVEL & PARTICIPANT GUIDELINES



- No flashing lights.
- Circular motion can cause visual sensitivity.



- No music.
- Mechanical humming noises.



- Gripping onto lap bar.
- Feet unsupported and dangling.
- Upright sitting required.



- Natural smells of the outdoors and woods.



This guide is made possible thanks to

Poogee Penguin's Spin Out Coaster

DESCRIPTION

Four seater penguin ride spins at different speeds as it coasts around a figure-eight-and-a-half track.

PHYSICAL REQUIREMENTS

Guests must be able to sit upright, hold on, and hold themselves in place while the ride is in motion. Children must be at least 36" tall and 4 years old to ride with a responsible companion of at least age 16.

Minimum height and age to ride alone - 48" and 4 years old.



SENSORY LEVEL & PARTICIPANT GUIDELINES



- No flashing lights.
- Circular and up/down motion can cause visual sensitivity.



- No music.
- Loud mechanical noises.
- Possibility of riders screaming.



- Grabbing onto lap bar.
- Upright sitting required.



- Natural smells of the outdoors and woods.



This guide is made possible thanks to

Reindeer Carousel


DESCRIPTION

Riders sit on top of reindeers that move in an up and down motion while the entire carousel rotates.

PHYSICAL REQUIREMENTS

Children must be able to sit up and hold on by themselves to ride on reindeer; adults can stand and assist small children. Infants must be held by an adult while seated on one of the benches. Children of all ages may ride with a responsible companion of at least age 16.

Minimum height to ride alone - 42".



SENSORY LEVEL & PARTICIPANT GUIDELINES

Sensory Tip: For less movement or for those with poor sitting balance, sit on the bench. Headphones recommended




- No flashing lights.
- Up/down and circular motion can cause visual sensitivity.



- Loud music.
- Proximity of riders can impact noise level.



- Seat belt required.
- Gripping onto a pole.
- Sitting upright required.
- Sitting balance required.



- Natural smells of the outdoors and woods.



This guide is made possible thanks to

Rockin' Around the Christmas Tree


DESCRIPTION

Passengers seated in a swing that moves in a circular motion with an upward tilt.

PHYSICAL REQUIREMENTS

Guests must be able to sit upright unsupported, hold on, and be restrained by the seat belt and safety bar. This ride may not accommodate those of exceptional size.

Minimum height to ride - 36"



SENSORY LEVEL & PARTICIPANT GUIDELINES



- Circular and upward motion can cause visual sensitivity.
- Lights may flash.



- Loud mechanical noises.
- No music.
- Possibility of riders screaming.



- Restrained by seat belt and safety bar.
- Feet unsupported and dangling.
- Holding on to chain.



- Natural smells of the outdoors and woods.



This guide is made possible thanks to

Rudy's Rapid Transit Coaster

DESCRIPTION

Roller coaster ride that goes up and down with some unexpected turns.

PHYSICAL REQUIREMENTS

Expecting moms and guests with back problems should not ride. Children must be at least 39" tall to ride with a responsible companion of at least age 16.

Minimum height to ride alone - 48".



SENSORY LEVEL & PARTICIPANT GUIDELINES




- No flashing lights.
- Up/down and fast motions can cause visual sensitivity.



- No music.
- Loud mechanical noises.
- Clicking sound from wheels going over tracks.
- Possibility of riders screaming.



- Grabbing onto lap bar.
- Some sliding may occur.



- Natural smells of the outdoors and woods.



This guide is made possible thanks to

S.S. Peppermint Twist

DESCRIPTION

Passengers seated in a large tug boat that moves back and forth on a track while simultaneously spinning. Motion is similar to a wave.

PHYSICAL REQUIREMENTS

Toddlers Guests must be able to sit upright, hold on, and hold themselves in place while the ride is in motion. Toddlers may ride with a responsible companion of at least age 16, and must be able to both walk steadily without assistance and maintain proper riding posture independently.

Minimum height and age to ride alone - 42" and 2 years old.



SENSORY LEVEL & PARTICIPANT GUIDELINES




- Flashing lights.
- Circular motion can cause visual sensitivity.



- Moderate mechanical noises.
- Whooshing sounds.



- Seat belt required.
- No lap bar.
- Grabbing on to handles.
- Sliding may occur.
- Upright sitting required.



- Natural smells of the outdoors and woods.



This guide is made possible thanks to

Santa's Express Train

DESCRIPTION

Ride the Jingle Bell Express through the village. Passengers are seated on a train that moves forward on a track with no unexpected turns. Small jerky motions are expected.

PHYSICAL REQUIREMENTS

There are no seatbelts. Toddlers and infants must be held by an adult while riding. Children of all ages may ride with a responsible companion of at least age 16.

Minimum height to ride alone - 48".



SENSORY LEVEL & PARTICIPANT GUIDELINES


Sensory Tip: For a quieter experience, sit at the back of the train. Headphones recommended



- Brief flashing lights on crossroad signs.




- Occasional choo-choo noises.
- Ringing at crossroads.
- Natural sounds of the park.



- No seatbelt.



- Natural smells of the outdoors and woods.



This guide is made possible thanks to

Skyway Sleigh

DESCRIPTION

A scenic tram ride on an elevated track that's over 30 feet above the park. There are no unexpected turns and it only moves forward.

PHYSICAL REQUIREMENTS

Children of all ages may ride with a responsible companion of at least age 18.

Minimum height to ride alone - 48".



SENSORY LEVEL & PARTICIPANT GUIDELINES




- No flashing lights.
- Motion can cause visual sensitivity.



- Noises from other rides and people below.



- Lap bar required.



- Natural smells of the outdoors and woods.



This guide is made possible thanks to

Attraction

Reindeer Rendezvous

DESCRIPTION

Stop by to say hi and learn about these magical creatures. Feeding and petting are optional. Ratings are based on feeding and touching of reindeer.

*Doctor's orders: only special reindeer treats sold here may be fed to Santa's reindeer.

PHYSICAL REQUIREMENTS

None.



SENSORY LEVEL & PARTICIPANT GUIDELINES



- No flashing lights.



- No music.
- Natural reindeer noises.
- Occasional bells ringing.



- Petting fur of reindeer.
- Holding treats up to the reindeer's mouth.



- Natural reindeer and barn smell.



N/A



N/A

This guide is made possible thanks to

Shows

Polar Express Theater: A Tinkerdoodle Christmas

DESCRIPTION

Cozy Theater plays a 3D movie (run time: around 8 minutes) with 3D glasses provided. Heating throughout the winter and air conditioning in the warmer seasons.

Please refer to our website for up to date show times.



PHYSICAL REQUIREMENTS

None.

SENSORY LEVEL & PARTICIPANT GUIDELINES



- 3D effect can be visually stimulating.
- Without 3D glasses, images are less stimulating but distorted.



- Occasional banging noise from seats.
- Moderate volume during movie.
- Size of audience can impact noise level.



- Cushioned theater seats.
- Fake snow falls from ceiling after the movie ends.



- Strong smell of popcorn.



N/A



N/A

This guide is made possible thanks to

Santa's Christmas Light Show


DESCRIPTION

Bright, festive Christmas lights are choreographed to music. From May through October this show takes place in the Polar Theater. During the Christmastime season, this show takes place on Main Street beginning at dusk. The sensory tips below refer to a winter time tip.

Please refer to our website for up to date show times.

PHYSICAL REQUIREMENTS

None.



SENSORY LEVEL & PARTICIPANT GUIDELINES

Sensory Tip: Music is played from the clock tower. Standing further away will decrease intensity of sound.

<p>5.5</p> <ul style="list-style-type: none"> • Flashing lights. 	<p>6</p> <ul style="list-style-type: none"> • Clock tower plays loud music. 	<p>N/A</p>
<p>1</p> <ul style="list-style-type: none"> • Natural smells of the outdoors and woods. 	<p>N/A</p>	<p>N/A</p>

This guide is made possible thanks to

Santa's Water Park

Santa's Water Park

A stop at Santa's Water Park is a great way to cool off on a hot day.

The four features of Santa's Water Park include Ho Ho H2O, Polar Paradise, JOY Ride Slides, and Poogee's Splash Pad. Each separate feature hosts a range of unique sensory experiences. You will encounter large groups of guests on any given day, bright sun reflecting off the water, the smell of chlorine, water splashing and spraying fountains. The water at Santa's Water Park is not heated.

HO HO H2O

Lots of splashes, slides, climbs and interactive fun will keep the children (of all ages) entertained for hours. Every few minutes a giant bucket with gallons of water drenches awaiting guests. The noise level can be high including: guests yelling with excitement, a bell that rings just prior to the bucket dumping, and fountains with splashing water. Most guests can enJOY this feature, there are no physical requirements. Swim diapers are required and must be worn by children not yet toilet trained.



Polar Paradise

This interactive water play area for children and families to enjoy together includes multiple spray zones, and multiple small slides that will drop into a two-foot-deep pool. The sensory feel of Polar Paradise will be a little more laid back, a little less noisy, and a little less waiting compared to Ho Ho H2O and Joy Ride Slides. Swim diapers are required and must be worn by children not yet toilet trained.



This guide is made possible thanks to

Santa's Water Park


JOY Ride Slides

JOY Ride Slides, next to Ho Ho H2O, are three unique water slides towering three stories high and speeding through twists and turns, delivering riders to a gentle run-out (no pool). Riders will climb a large number of stairs to reach the top and must adhere to physical requirements. Waiting your turn at the top is a must, twists and turns can make riders a bit dizzy, and riders must be at least 36 inches tall, able to ride alone and ride feet-first face-up, while lying flat on their backs. The noise level can be medium to loud with running water and loud guests. Swim diapers are required and must be worn by children not yet toilet trained.



Poogee's Splash Pad

Poogee's Splash Pad, next to Ho Ho H2O, is the perfect spot for preschoolers to cool off while walking among gentle fountains of water. Swim diapers are required and must be worn by children not yet toilet trained. This area should be considered a low sensory area. It is located near Rocking Around the Christmas Tree ride which can cause visual sensitivity and loud riders.



This guide is made possible thanks to



This guide is made possible thanks to

